

Scaled data based on original data using
LM-79-08 Approved Method: Electrical and Photometric Measurements of Solid-
State Lighting Products

Test Report Prepared for
Cooper Lighting Solutions
(formerly Eaton)

Brand: McGRAW-EDISON

Report Number: P385565

Luminaire Tested: **GWC-SA1A-760-U-T4W**

Issue Date: 3/3/2020

Test Information

Test Method: LM-79-08
Report Number: P385565
TEST IS SCALED FROM IESNA LM-79-08 TEST DATA (G2-1903-205-18)
Test Lab: INNOVATION CENTER
Issue Date: 3/3/2020
Manufacturer: COOPER LIGHTING SOLUTIONS (FORMERLY EATON)
Product Line: MCGRAW-EDISON
Catalog Number: GWC-SA1A-760-U-T4W
Description: GALLEON WALL LUMINAIRE
(1) 70 CRI, 5700K, 615mA LIGHTSQUARE WITH 16 LEDS AND TYPE IV WIDE OPTICS
Light Source: -
Ballast/Driver: ELECTRONIC DRIVER

Summary

Lumens per Lamp: N/A
Luminaire Lumens: 4942 lumens
Efficiency: N/A
Efficacy: 145.4 lumens/watt
Luminous Opening: Rectangular (W 0.5' x L: 0.5' x H: 0')
IES Classification: Type IV - Short
BUG Rating: B1 - U0 - G2

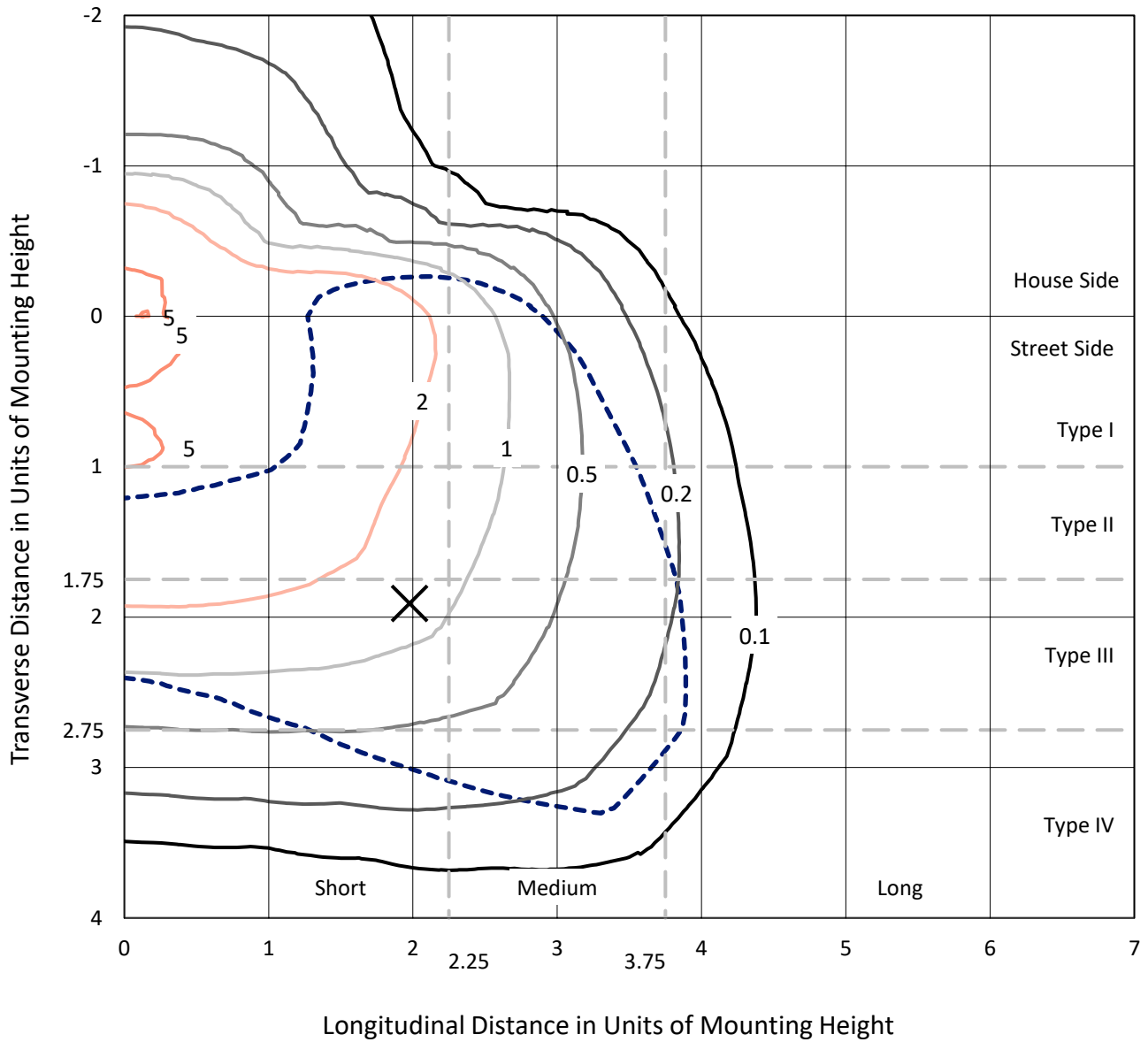
Input Watts (W): 34
Input Voltage (V): NR
Input Current (Ain): NR
Voltage Rise (V): NR
Power Factor: NR
Total Harmonic Distortion (THDi): NR
Frequency (hertz): 60
Stabilization Time: NR
Operation Time: NR
Ambient Temperature (°C): NR
Test Distance: 24 FT



REPORT NUMBER: P385565
 CATALOG NUMBER: GWC-SA1A-760-U-T4W

Iso-Footcandle Lines of Horizontal Illumination

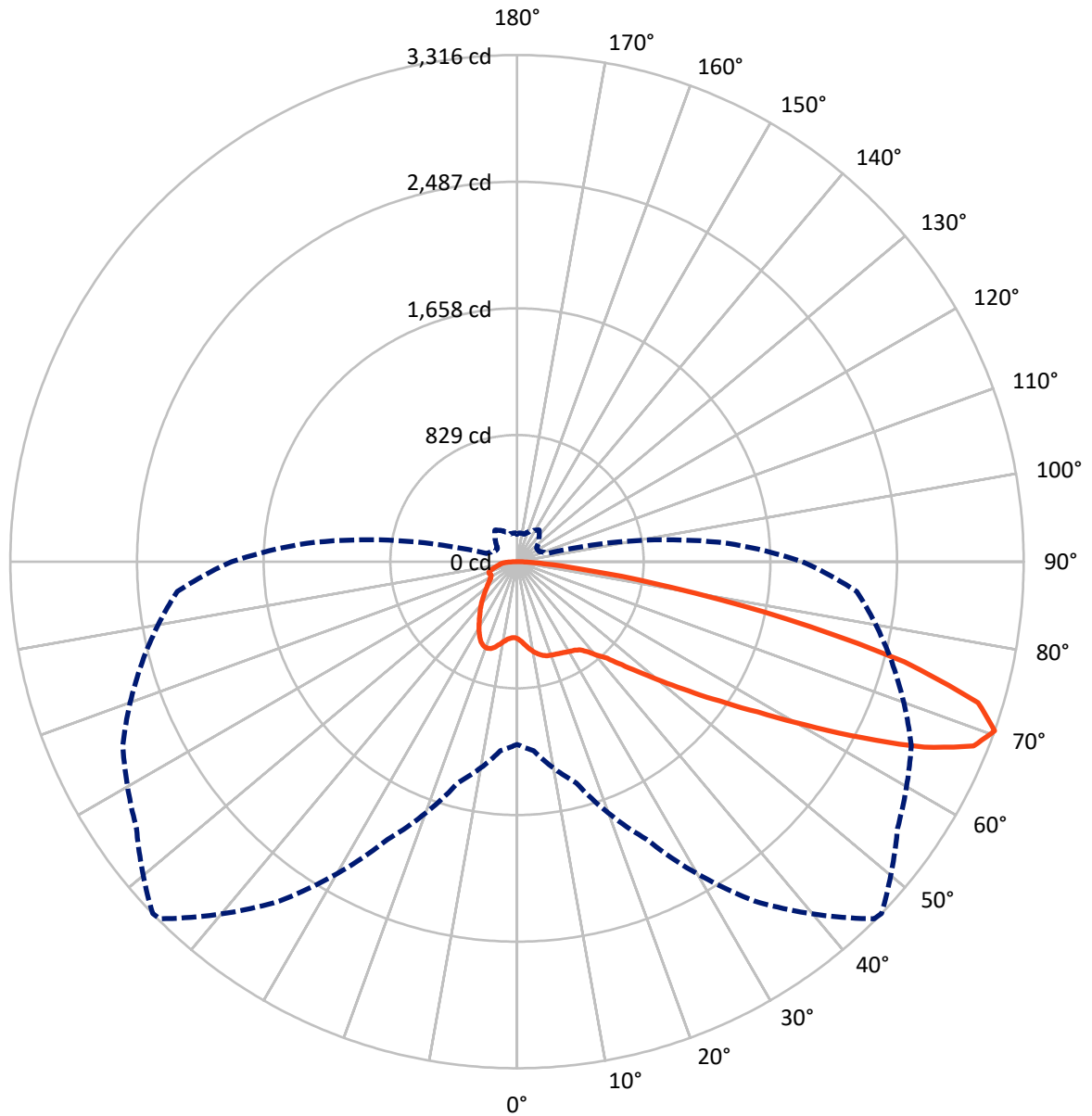
✕ Max cd
 - - - 1/2 Max cd



Based on 10 foot mounting height. Maximum calculated value = 6.3 fc
 Type IV - Short - N/A

REPORT NUMBER: P385565
CATALOG NUMBER: GWC-SA1A-760-U-T4W

Luminous Intensity Polar Plot



— Vertical Plane Through 46-Deg Lateral - - - Horizontal Cone Through 70-Deg Vertical



REPORT NUMBER: P385565
 CATALOG NUMBER: GWC-SA1A-760-U-T4W

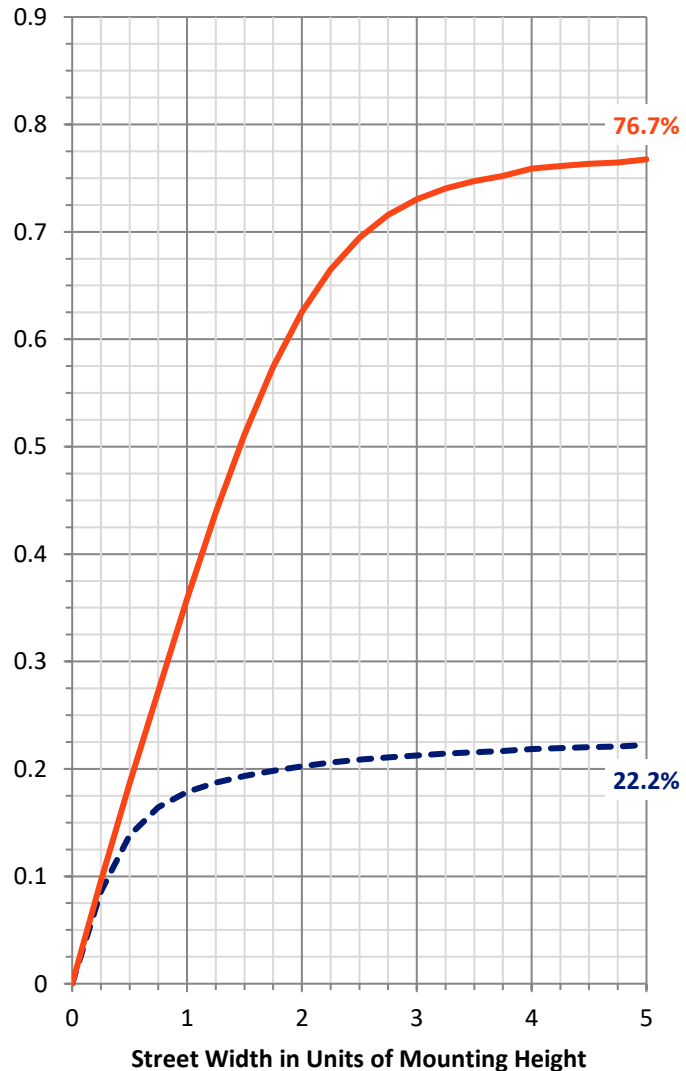
FLUX DISTRIBUTION:

		Downward	Upward	Total
House Side	Lumens	1132.7	0.0	1132.7
	% Fixture	22.9	0.0	22.9
Street Side	Lumens	3809.3	0.0	3809.3
	% Fixture	77.1	0.0	77.1
Total	Lumens	4942.0	0.0	4942.0
	% Fixture	100.0	0.0	100.0

ZONAL LUMENS:

Zone	Lumens	% Fixture
0°-10°	51.3	1.0
10°-20°	171.0	3.5
20°-30°	285.1	5.8
30°-40°	404.6	8.2
40°-50°	595.2	12.0
50°-60°	1007.9	20.4
60°-70°	1430.7	29.0
70°-80°	869.2	17.6
80°-90°	126.8	2.6
90°-100°	0.0	0.0
100°-110°	0.0	0.0
110°-120°	0.0	0.0
120°-130°	0.0	0.0
130°-140°	0.0	0.0
140°-150°	0.0	0.0
150°-160°	0.0	0.0
160°-170°	0.0	0.0
170°-180°	0.0	0.0
0°-90°	4942.0	100.0
0°-180°	4942.0	100.0

Coefficient of Utilization



REPORT NUMBER: P385565

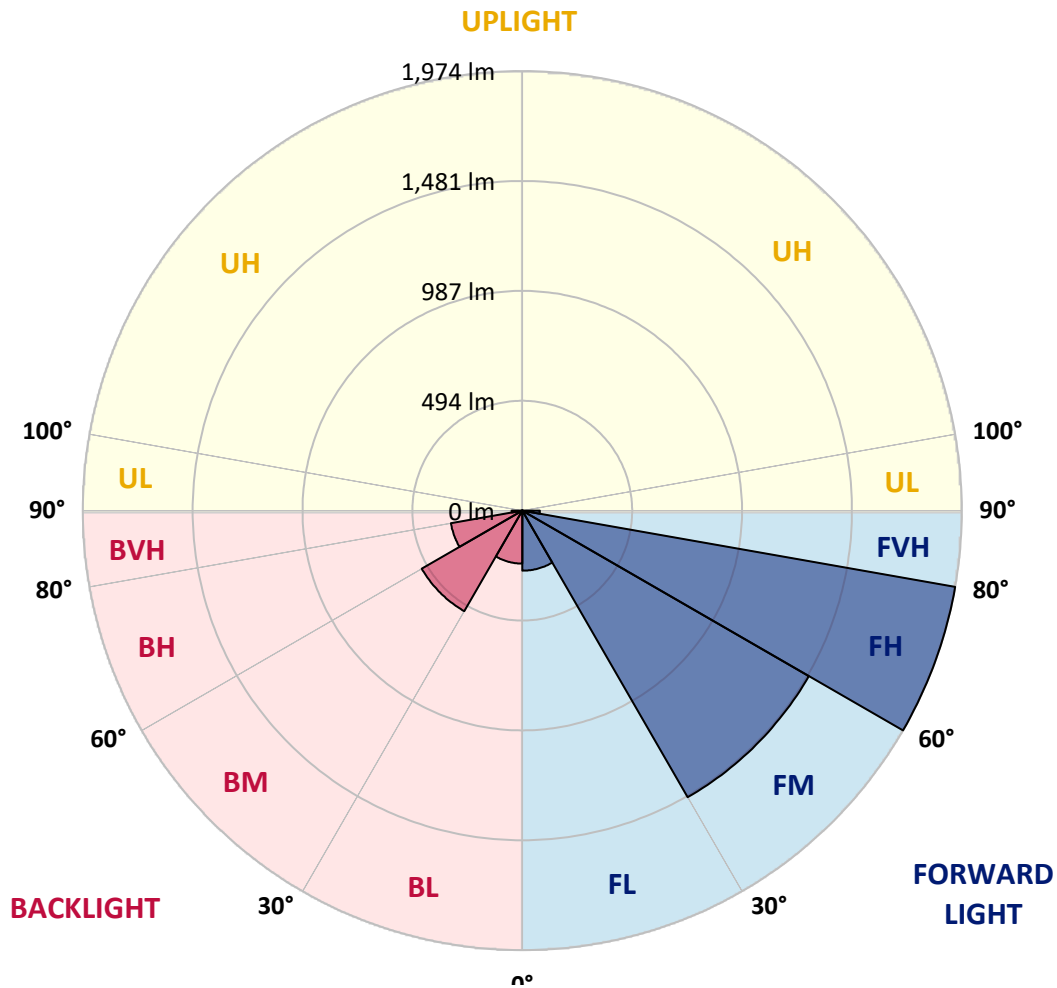
CATALOG NUMBER: GWC-SA1A-760-U-T4W

LUMINAIRE CLASSIFICATION SYSTEM LUMEN TABLE AND BUG RATING:

Zone	Lumens	% Fixture	Zone Rating/Lumen Limit		
			B	U	G
FL (0°-30°)	269.7	5.5			
FM (30°-60°)	1486.3	30.1			
FH (60°-80°)	1974.3	39.9			G2/5000
FVH (80°-90°)	79.0	1.6			G1/100
BL (0°-30°)	237.8	4.8	B1/500		
BM (30°-60°)	521.4	10.6	B1/1000		
BH (60°-80°)	325.6	6.6	B1/500		G1/500
BVH (80°-90°)	47.8	1.0			G1/100
UL (90°-100°)	0.0	0.0		U0/0	
UH (100°-180°)	0.0	0.0		U0/0	

BUG Rating: B1-U0-G2

Type IV Short





REPORT NUMBER: P385565
 CATALOG NUMBER: GWC-SA1A-760-U-T4W

CANDELA DISTRIBUTION (FULL):

	0°	5°	15°	25°	35°	45°	46°	55°	65°	75°	85°
0°	503.5	503.5	503.5	503.5	503.5	503.5	503.5	503.5	503.5	503.5	503.5
2.5°	528.7	529.0	529.7	528.0	523.3	521.9	521.4	516.5	513.3	508.6	504.5
5°	571.0	571.3	570.3	565.6	555.1	547.3	546.6	535.5	525.3	514.5	506.4
7.5°	615.1	615.6	612.4	603.4	588.7	575.2	574.4	559.1	543.7	527.3	515.2
10°	654.2	652.2	646.9	634.4	617.0	600.4	599.7	583.8	566.1	546.3	530.0
12.5°	680.2	678.5	671.8	656.6	637.4	622.2	620.9	606.2	588.9	567.3	547.8
15°	694.6	695.8	686.7	669.4	650.8	637.9	636.8	626.3	610.9	589.1	566.7
17.5°	696.5	697.5	688.7	671.6	656.4	647.6	647.1	640.1	629.0	608.0	584.7
20°	685.6	686.3	679.0	665.0	655.0	652.3	652.2	649.1	640.8	622.2	599.6
22.5°	669.9	670.4	665.2	655.0	651.6	655.9	657.1	655.9	650.0	632.5	611.2
25°	666.0	665.7	660.3	650.0	652.8	661.8	663.3	663.8	659.8	644.5	626.1
27.5°	684.8	683.6	673.3	656.7	658.6	669.4	671.4	676.3	673.8	660.4	643.0
30°	739.1	737.1	715.9	682.4	673.3	678.9	681.4	689.2	689.7	678.5	665.5
32.5°	830.8	828.2	790.3	730.5	698.2	688.5	690.9	702.6	708.8	700.2	686.2
35°	946.6	943.7	894.0	812.2	739.8	707.0	708.6	717.9	730.5	718.3	699.7
37.5°	1067.4	1060.4	1012.6	908.2	805.9	746.4	746.4	747.5	753.5	728.1	715.6
40°	1187.4	1180.5	1137.2	1021.2	891.5	808.4	804.5	778.3	773.6	751.8	747.5
42.5°	1299.1	1297.0	1271.5	1148.9	991.9	869.5	864.1	819.6	820.6	807.1	807.2
45°	1417.8	1417.8	1397.0	1277.8	1109.0	967.6	962.2	896.7	906.9	900.6	915.7
47.5°	1514.7	1517.8	1514.9	1412.0	1245.1	1092.2	1082.4	1003.6	1032.0	1053.5	1097.3
50°	1613.6	1618.4	1618.9	1559.4	1409.7	1240.4	1229.2	1145.5	1208.9	1270.5	1356.6
52.5°	1757.2	1767.9	1725.4	1706.3	1611.3	1416.3	1405.3	1328.0	1433.9	1520.3	1668.6
55°	1890.3	1881.0	1850.8	1862.6	1827.1	1616.5	1608.2	1540.4	1684.5	1796.8	1989.4
57.5°	1962.4	1961.7	1992.2	2042.9	2059.8	1863.4	1856.5	1790.6	1967.1	2051.5	2290.7
60°	2047.0	2048.1	2123.6	2238.7	2308.4	2170.9	2167.9	2117.8	2241.6	2289.3	2526.9
62.5°	2058.8	2080.1	2210.0	2408.2	2541.1	2530.1	2536.9	2412.6	2487.2	2479.1	2703.3
65°	1922.6	1950.7	2185.8	2459.5	2772.5	2923.0	2929.3	2709.1	2680.8	2641.3	2766.4
67.5°	1643.6	1685.2	1940.6	2348.0	2848.8	3213.4	3222.2	2938.9	2841.5	2696.2	2614.5
70°	1196.1	1242.2	1499.3	2005.3	2712.8	3306.3	3316.3	3040.6	2847.6	2539.8	2232.0
72.5°	722.5	758.7	970.6	1476.3	2289.7	3137.1	3154.9	2911.7	2599.8	2151.3	1648.1
75°	317.3	341.0	469.3	850.7	1639.2	2595.6	2617.8	2492.3	2112.4	1563.4	974.2
77.5°	135.1	141.9	192.5	369.5	926.7	1773.6	1804.1	1821.0	1433.2	850.7	411.7
80°	84.2	86.9	108.9	167.3	433.6	996.2	1029.0	1071.4	711.7	312.7	143.8
82.5°	51.2	54.3	72.4	101.1	225.8	451.6	467.3	497.2	276.2	135.1	74.4
85°	30.8	33.0	44.3	63.9	128.5	177.6	177.4	196.2	130.1	86.9	39.2
87.5°	14.7	16.4	23.7	33.1	64.8	66.6	62.4	70.7	79.0	57.0	19.8
90°	0.0	0.0	0.0	0.0	0.0	0.0	0.0	0.0	0.0	0.0	0.0



REPORT NUMBER: P385565
 CATALOG NUMBER: GWC-SA1A-760-U-T4W

CANDELA DISTRIBUTION (continued):

	90°	95°	105°	115°	125°	135°	145°	155°	165°	175°	180°
0°	503.5	503.5	503.5	503.5	503.5	503.5	503.5	503.5	503.5	503.5	503.5
2.5°	503.2	502.5	500.3	498.6	498.3	497.2	496.4	496.9	497.6	497.7	497.7
5°	503.0	501.1	498.3	497.1	498.6	500.6	503.2	506.5	508.6	510.1	511.1
7.5°	511.1	507.6	504.3	503.7	506.7	512.1	517.9	525.0	529.9	533.3	533.9
10°	524.6	520.2	517.0	517.7	523.1	530.9	539.0	548.1	555.6	560.2	560.5
12.5°	540.2	536.0	532.9	535.8	544.8	554.2	562.7	570.6	577.4	582.0	582.0
15°	558.1	555.1	551.5	558.1	570.3	578.8	582.3	586.2	589.9	593.3	592.6
17.5°	575.4	572.5	570.6	578.4	591.1	595.0	592.6	589.7	589.7	591.6	591.9
20°	590.3	587.7	588.9	596.5	603.1	599.1	590.3	581.1	577.4	578.4	579.4
22.5°	603.3	602.1	605.6	609.2	604.5	590.3	574.0	561.7	557.1	556.8	557.1
25°	618.5	618.3	622.7	616.3	595.3	569.1	547.3	535.3	532.8	534.8	538.2
27.5°	637.4	639.3	641.5	618.0	576.7	537.1	515.0	506.7	509.2	514.1	517.4
30°	661.6	666.7	662.0	613.8	550.0	500.6	479.5	477.1	484.0	491.0	494.4
32.5°	685.1	693.1	681.6	602.8	515.5	461.9	445.5	444.8	453.3	460.0	464.8
35°	704.1	719.8	696.3	581.0	475.6	426.2	414.2	409.6	412.7	420.6	426.0
37.5°	728.8	755.0	706.4	547.6	432.3	396.8	382.7	372.2	369.5	372.8	375.5
40°	773.9	808.6	711.2	501.1	390.0	367.3	353.1	337.7	327.1	319.3	319.5
42.5°	847.7	878.4	708.1	444.6	350.9	338.6	322.5	304.8	287.5	269.9	268.6
45°	967.4	982.3	699.0	384.8	316.6	308.5	293.4	275.7	252.7	232.7	230.9
47.5°	1159.0	1126.1	684.8	332.5	286.3	283.0	269.1	248.6	224.3	208.2	206.8
50°	1420.3	1333.6	677.9	290.9	259.6	260.6	249.3	227.6	204.6	192.8	191.5
52.5°	1732.9	1575.3	691.2	258.8	238.1	241.7	233.2	212.9	193.7	184.3	183.0
55°	2057.1	1825.6	705.6	235.4	217.8	224.8	221.9	205.2	187.7	179.1	177.9
57.5°	2334.6	2012.5	676.8	216.5	199.7	210.6	213.1	200.2	184.7	176.9	175.6
60°	2509.3	2087.7	601.4	198.7	185.4	199.2	208.0	198.9	185.9	185.2	184.2
62.5°	2592.2	2081.1	488.3	184.7	176.4	194.3	211.7	206.5	199.4	205.5	206.0
65°	2555.0	1981.7	363.6	175.4	170.0	196.2	222.9	220.9	203.3	209.4	210.2
67.5°	2310.1	1744.4	269.3	167.3	162.9	201.4	243.2	225.6	195.7	200.1	197.4
70°	1867.2	1383.0	207.7	158.1	155.6	200.8	252.3	222.7	187.4	188.4	181.1
72.5°	1287.6	943.1	169.0	149.7	145.1	183.0	245.9	215.6	180.5	172.7	163.0
75°	700.2	506.2	143.6	140.9	126.7	160.7	234.1	210.6	174.2	163.9	158.5
77.5°	275.5	210.1	124.6	128.9	110.8	141.9	220.9	200.9	165.6	152.0	149.3
80°	112.5	107.2	103.3	111.5	95.2	124.1	205.0	189.6	155.3	141.1	135.6
82.5°	63.8	66.6	80.3	87.9	77.3	114.3	197.4	180.5	142.9	126.3	119.9
85°	32.6	39.1	56.0	63.1	56.8	97.2	181.8	158.0	114.7	96.7	97.2
87.5°	15.7	21.8	35.3	39.6	36.9	70.4	135.8	114.5	89.3	70.7	68.5
90°	0.0	0.0	0.0	0.0	0.0	0.0	0.0	0.0	0.0	0.0	0.0

Signify Classified - Internal
Cooper Lighting Solutions Photometric Lab
1121 Highway 74 South
Peachtree City, GA 30269

Scaled Data Report



Report Generated By 670245982

Signify Classified - Internal
Cooper Lighting Solutions Photometric Lab
1121 Highway 74 South
Peachtree City, GA 30269

Scaled Data Report



Signify Classified - Internal
Cooper Lighting Solutions Photometric Lab
1121 Highway 74 South
Peachtree City, GA 30269

Scaled Data Report



Signify Classified - Internal
Cooper Lighting Solutions Photometric Lab
1121 Highway 74 South
Peachtree City, GA 30269

Scaled Data Report





--- HS — SS

Signify Classified - Internal
Cooper Lighting Solutions Photometric Lab
1121 Highway 74 South
Peachtree City, GA 30269

Scaled Data Report



u

Signify Classified - Internal
Cooper Lighting Solutions Photometric Lab
1121 Highway 74 South
Peachtree City, GA 30269

Scaled Data Report



Signify Classified - Internal
Cooper Lighting Solutions Photometric Lab
1121 Highway 74 South
Peachtree City, GA 30269

Scaled Data Report



(END OF REPORT)